


Preparing for your exam

IMPROVE YOUR ENGLISH

newsletter

A publication of Oxford Institute of Education

Everything you need to improve your English in readiness for your English exam. We cover all exams including IELTS preparation, English for immigration visas and improving your English for work.



OXFORD-INSTITUTE-EDUCATION.COM



- ISSUE ONE (October 2023)

IMPROVE YOUR ENGLISH MAGAZINE

Focus on Exams

In this first issue we examine the different formats of the most popular English exams.

IELTS: speaking

Let's take a closer look at speaking in the IELTS exam

Reading: Story of the month

Story of the month including the present perfect tenses

Grammar Focus

Grammar concept of the month (Simple Past Tense)

Quiz Page

Test your knowledge of English)

Student Pages

For the beginner, intermediate, advanced & childrenh)

Teacher Focus

Quiz Answers

Let's Cook English

Editor

Prof. Steve W. Bradeley BSc (Hons)



Focus on Exams

1. International English Language Testing System (IELTS)

Description: IELTS is a widely recognized English proficiency exam that assesses a candidate's language skills in listening, reading, writing, and speaking. It is accepted by numerous educational institutions, employers, and immigration authorities across the globe.

Contact Details: Website - <https://www.ielts.org/> ; Email - global@ielts.org

2. Test of English as a Foreign Language (TOEFL)

Description: TOEFL is a standardized test to measure the English language ability of non-native speakers wishing to enroll in English-speaking universities. The test comprises four sections: reading, listening, speaking, and writing.

Contact Details: Website - <https://www.ets.org/toefl/> ; Email - TOEFLSupport4unity@ets.org

3. Cambridge English Qualifications (CEFR)

Description: Cambridge English Qualifications align with the Common European Framework of Reference for Languages (CEFR) and offer a wide range of exams catering to different age groups and skill levels. These exams evaluate all four language skills: reading, writing, speaking, and listening.

Contact Details: Website - <https://www.cambridgeenglish.org/exams-and-tests/cefr/> ; Email - info@cambridgeenglish.org

4. Pearson Test of English Academic (PTE Academic)

Description: PTE Academic is a computer-based academic English language test aimed at non-native speakers who plan to study or migrate to an English-speaking country. The test assesses various language skills including reading, writing, listening, and speaking.

Contact Details: Website - <https://pearsonpte.com/> ; Email - pltsupport@pearson.com

Exams

A look at the IELTS

The IELTS (International English Language Testing System) is a standardized English proficiency exam taken by non-native speakers who wish to prove their English language capabilities for work, study, or immigration purposes. It evaluates test takers' abilities in four areas: listening, reading, writing, and speaking. The IELTS exam is available in two formats – the IELTS Academic, which is designed for students wanting to study at institutions where a high level of language proficiency is required, and the IELTS General Training, which focuses on basic survival skills for those planning to work or live in an English-speaking country.

How to apply

To apply for the IELTS exam, follow these steps:

1. Visit the official IELTS website: Head to the official IELTS website at www.ielts.org and navigate to the "Book a Test" page.
2. Choose your test format: Select whether you want to take IELTS Academic (for higher education/professional registration) or IELTS General Training (for work, migration or study below degree level).
3. Find a test center: Use the search bar on the "Book a Test" page to locate nearby test centers. Select your desired test location and, if applicable, choose a computer-delivered or paper-based test.
4. Check for test dates and availability: Browse through the available dates at your chosen location. Pick one that best suits your schedule and allows you sufficient preparation time.
5. Create an account: To proceed with registration, create an account on the IELTS website by providing personal information such as name, email address, and a secure password.
6. Fill out the online application form: Log in to your newly created account and complete the application form by providing accurate details about yourself, including personal information, ID details, educational background, and test preferences.
7. Choose your Speaking test slot: Schedule your Speaking test based on available slots. Note that it may be scheduled on the same day as other sections or within seven days before/after them.
8. Upload a clear photograph of your identity document: Provide a clear photo of your passport or other accepted ID for verification purposes. Ensure it meets the image requirements specified on the website.
9. Pay for the registration fee: Complete your registration by paying the required exam fee using one of the accepted payment methods like credit card or bank transfer.
10. Receive confirmation email from IELTS: After completing the above steps, you will receive an email confirming your test date and venue from IELTS.
11. Prepare for the exam: Utilize study resources available online, through test prep centers, or in print. Familiarize yourself with the test format and improve your overall English proficiency to ensure a successful outcome.

By following these steps, you'll successfully apply for the IELTS exam and be on your way to achieving your desired score. Good luck!

Exams

IELTS Speaking: What's involved?

The IELTS speaking test is a crucial part of the International English Language Testing System examination, designed to assess a candidate's spoken English skills. The test lasts for 11-14 minutes and consists of three parts:

1. Part 1: Introduction and Interview (4-5 minutes)

In this section, the examiner introduces themselves, confirms your identity and puts you at ease with some general questions about your background, work, studies, hobbies, or interests. The aim is to get you comfortable speaking in English before moving on to more complex topics.

2. Part 2: Individual Long Turn (3-4 minutes)

During this section, you will receive a topic on which you need to speak continuously for about 2 minutes. The examiner provides a task card containing the topic and points you should cover during your talk. You have one minute to prepare and take notes before you start speaking. After your monologue, the examiner may ask one or two questions about your talk.

3. Part 3: Two-way Discussion (4-5 minutes)

In the final section, the examiner engages you in an in-depth discussion related to the topic from Part 2. They might ask follow-up questions or introduce new ideas for discussion. The aim is to evaluate your ability to express and justify opinions, analyze situations, and speculate about various issues.

To perform well in the IELTS Speaking test, practice active listening, ensure fluent responses by expanding on given topics, use diverse vocabulary accurately and appropriately, and demonstrate accurate grammar usage while maintaining pronunciation clarity.

IELTS Speaking: Let's practice

Here's an example of an IELTS Speaking Test question for Part 1: Introduction and Interview, which lasts for 4-5 minutes.

Examiner: Good morning/afternoon. My name is [Examiner's name]. Can you please tell me your full name?

Candidate: Good morning/afternoon. My full name is [Candidate's full name].

Examiner: Thank you. Can you please show me your identification?

Candidate: Sure, here's my [type of identification, e.g., passport].

Examiner: Thank you, that's great. Now, let's start with the first topic - Hobbies and Interests. Now practice answering the following questions with an English speaking friend or family member.

1. Can you tell me about your hobbies or interests?
2. How much time do you spend on your hobbies?
3. Are there any new hobbies or activities you would like to try in the future?
4. Do people in your country generally have the same hobbies as you do, or are they different?

In Part 2 of the IELTS speaking test, you will be given a topic card and have 1 minute to prepare your response. You will then be expected to speak for around 2 minutes uninterrupted. An example of an IELTS speaking test question for Part 2 could be:

"Describe an important skill you learned when you were young.

You should say:

- What the skill is
- How and where you learned it
- Why it was important
- Explain how this skill has been useful to you in your life."

Remember to speak clearly and coherently, providing specific details and personal experiences related to the topic.

Make yourself comfortable **STORY OF THE MONTH**

Each month we will present a short story about a topical subject for you to read. Each story will feature a specific grammar concept for you to practice. Read the story below and then identify the perfect tenses being used.

To do or not to do, that is the question. by Steve Bradeley

Once upon a time, in a small town lived Emily, a young girl of 14 years old. She was quite responsible and had always obeyed her parents without questioning their decisions. Lately, her friends had been planning a big party which all the kids in the neighborhood were looking forward to attending. Emily's friends had been talking about it nonstop, and she couldn't help but feel excited as well.



Continued

But there was one problem - Emily's parents disapproved of the party. They felt it would last too late into the night and weren't comfortable with the idea of their daughter going out with her friends without proper supervision. Heartbroken, Emily tried to convince her parents otherwise but to no avail. They stuck firmly to their decision.

The conflict within Emily grew more intense as the day of the party approached. Her friends had been counting down the days, and they were all thrilled to attend this once-in-a-lifetime event. The endless chatter about it seemed to follow her wherever she went.

On the day of the party, as Emily walked home from school, she contemplated her choices: either follow her friends to the party and risk being grounded for a month or obey her parents and only dream about what could have been. As she weighed her options, Emily couldn't help but feel torn. She had been deliberating for days on what to do.



Continued

In the end, Emily decided to stand by her parents' wishes. She knew that going against them would only lead to unnecessary conflicts and disappointment. As much as she wanted to experience what everyone else was raving about, she chose not to jeopardize her relationship with her parents over one night of fun.


That evening, while all her friends went off to enjoy themselves at the party, Emily stayed at home with a heavy heart but remained hopeful that better opportunities would come in the future.

The present perfect continuous tense examples used in this story include:

1. had always obeyed
2. had been planning
3. had been talking
4. hadn't help
5. had been counting down
6. seemed to follow
7. had been deliberating



GRAMMAR FOCUS



Simple Past

The simple past tense has two main forms: regular and irregular.

1. Regular verbs: These verbs follow a standard rule when forming the simple past. To create the simple past of a regular verb, you typically add "-ed" or "-d" to its base form. For example, the simple past of "walk" is "walked," and the simple past of "work" is "worked." Some regular verbs may require minor spelling modifications when adding "-ed," such as doubling the final consonant for verbs ending in a single vowel followed by a single consonant (e.g., "stop" becomes "stopped").

2. Irregular verbs: These verbs do not follow the standard rule for creating the past tense. Instead, they have unique forms that must be memorized or looked up in a reference source. Common examples of irregular verbs include "be" (which becomes "was" or "were"), "begin" (which becomes "began"), and "run" (which becomes "ran"). Notably, some irregular verbs have identical base and past forms, such as "put" and "cut."



GRAMMAR FOCUS



Here is a short list of
twenty regular and
irregular verbs.

A more complete list can be found
on the inside back page

Regular verbs list + ed

1. accept - accepted
2. add - added
3. admire - admired
4. advise - advised
5. allow - allowed
6. answer - answered
7. appreciate - appreciated
8. arrange - arranged
9. assist - assisted
10. believe - believed
11. calculate - calculated
12. clean - cleaned
13. communicate - communicated
14. compare - compared
15. cough - coughed
16. dance - danced
17. decide - decided
18. deliver - delivered
19. demonstrate - demonstrated
20. describe - described

Irregular verbs list

1. be - was/were
2. begin - began
3. come - came
4. do - did
5. drink - drank
6. eat - ate
7. find - found
8. get - got
9. give - gave
10. go - went
11. have - had
12. make - made
13. read - read (pronounced as red)
14. run - ran
15. say - said
16. see - saw
17. take - took
18. teach - taught
19. write - wrote
20. sing - sang



For the Beginner

Exploring the World for Beginners

Traveling is an exciting and enriching activity that allows you to explore new places, experience different cultures, and create unforgettable memories. It is a great way to learn about yourself, meet new people, and expand your horizons.

1. What are some popular travel destinations in the world?
2. How can you prepare for international travel?
3. What are some tips for staying safe while traveling?
4. How can learning about local customs and traditions enhance your travel experience?
5. What are some ways to save money while traveling?

An Introduction to gardening for Beginner English Students

Gardening is an enjoyable and rewarding hobby that many people around the world participate in. It involves growing and cultivating plants, flowers, fruits, and vegetables in both large gardens and small outdoor spaces. To help beginner English students learn more about gardening, here are five questions to discuss:

1. What types of plants can be grown in a garden?
2. Why is soil quality important for successful gardening?
3. How do gardeners decide when to plant their seeds or seedlings?
4. Can you name some tools commonly used for gardening tasks?
5. What are some benefits of having a garden at home?

Shopping is an activity where people go to buy goods from stores or online platforms. There are various types of shopping, such as grocery shopping, clothes shopping, and online shopping. Shopping can be a fun and social experience for some people, while others may find it more stressful and time-consuming. It is important to have a budget when shopping to avoid overspending.

1. Rewrite the first sentence in the present continuous tense: ____ is ____ to buy goods from stores or online platforms.
2. Replace the underlined word with a suitable synonym: Shopping can be an enjoyable and convivial experience for some people.
3. Turn the following sentence into a question: Some people find shopping more stressful and time-consuming.

For the intermediate

Studying Smart: Tips and Techniques for Intermediate English Learners

Studying a new language can be challenging, but with the right strategies in place, you can become an effective and successful intermediate English learner. First, set realistic goals for yourself based on your current level. Determine the areas you need to improve, such as grammar, vocabulary, or pronunciation. Developing a study plan is essential, as it will help you manage your time more efficiently and makes sure that you stay on track.

Next, practice your listening skills by exposing yourself to various English resources such as podcasts, videos, and audio lessons. It's important to challenge yourself by listening to different accents and dialects so you're well-rounded in various forms of spoken English.

Lastly, don't hesitate to engage in speaking practice. Look for conversation partners or language exchange groups to gain confidence and develop familiarity with speaking the language.

1. What are some effective techniques you have used to improve your grammar and vocabulary as an intermediate English student?
2. How do you stay motivated when encountering difficulties while learning English?
3. Can you provide examples of how practicing with native speakers has helped improve your spoken English?

1. Which of these sentences is written in the passive voice?

- a. The cat chased the mouse.
- b. The flowers were watered by Sarah.

2. Choose the correct pronoun to complete the sentence: John and ____ went to the store together.

- a. he
- b. him

3. In this sentence, identify the dependent clause: Despite having a headache, Clare finished her homework on time.

- a. Clare finished her homework on time.
- b. Despite having a headache

4. Which word is an antonym of "encourage"?

- a. inspire
- b. discourage

5. Choose the correct form of the verb "to be" to complete the sentence: By this time tomorrow, she ____ home.

- a. will be
- b. would be

A Popular Sport Around the World

Football, also known as soccer in some countries, is a sport played between two teams of 11 players each. The objective of the game is to score goals by kicking the ball into the opponent's net. Football is played in more than 200 countries and has become one of the most popular sports around the globe.

1. What are some basic rules of football?
2. Can you name three famous football players and their countries?
3. What major international football tournament is held every four years?

For the advanced

Advanced speaker questions

1. What is the correct punctuation when adding a subordinate clause anchored by 'although' to the sentence about Timmy?
2. In the context of Andrew lying down on his bed, which form of the verb 'to lie' should be used?
3. Which pronoun best completes the sentence about Jenna and her friends trying to recall who left their coat behind?
4. What were the nature of the three grammar challenges Albert encountered in his quest?
5. In the story, where did Albert find each grammar challenge?

Advanced speaker story

Once upon a time, in a quaint village nestled deep within an enchanting forest, resided a pensive owl named Albert. One peculiar night, as the sable skies wove themselves around the slumbering woodland, Albert embarked on an esoteric quest to unravel the mysteries of grammar.

As he soared over treetops and meandered along winding paths, he encountered three puzzling grammar challenges that he needed to surmount. The first query arose thus: "When adding a subordinate clause anchored by 'although' to this sentence, what would be the appropriate punctuation?"

"Despite his diminutive size, Timmy was quite a formidable adversary."

Intrigued, Albert ventured further into the enigmatic forest. Lo and behold, the second grammar conundrum presented itself:

Identify the correct form of the verb 'to lie' in this context: "Following a tiresome day, Andrew silently ____ down on his bed."

Finally, amidst an ethereal grove illuminated by faint moonlight, awaited the third and final grammar riddle:

Select the suitable pronoun to complete this sentence: "Neither Jenna nor her friends could recall if it was ____ who left their coat behind."

1. In the following sentence, identify the correct sequence of tenses between the main and subordinate clause: "It was essential that Jess ____ (revise) her notes before this evening's conference, but she misplaced her binder."

2. Choose the correct preposition to complete the sentence: "The supervisors conducted a thorough investigation ____ (into, over, onto) the unresolved issues during the meeting."

3. Identify which form of reported speech should be used to correctly convey the statement: "He told me, 'I like this new job better than my previous one.'"

4. Select the correct auxiliary verb for expressing probability in this sentence: "He ____ (can't/mustn't/shouldn't) be sleeping at this time, as he has a meeting scheduled with a client."

5. Determine the correct subjunctive form needed for the following sentence: "I recommend that he ____ (trains/train) for at least three weeks before participating in that triathlon."

For the children

The Adventure of Timmy the Turtle Quiz:

1. What is the name of the main character in the story?
a) Billy
b) Timmy
c) Sammy
2. What game were Timmy and his friends playing?
a) Tag
b) Hide and Seek
c) Duck, Duck, Goose
3. What did Timmy do when it was his turn to seek?
a) Counted aloud
b) Hid behind a rock
c) Swam around the pond
4. How did everyone feel at the end of their fun day?
a) Sad
b) Tired
c) Happy

The Adventure of Timmy the Turtle Story

Once upon a time, in a beautiful pond, there lived a little turtle named Timmy. Timmy had many friends in the pond, and they all loved playing games together. One sunny day, Timmy and his friends decided to play hide and seek.

Timmy was very excited because it was his turn to seek, so he closed his eyes and began counting. "One, two, three, four..." he counted aloud as his friends scurried away to find the best hiding spots.

As he reached "ten," he quickly darted from beneath his rock to find everyone. Timmy swam around the pond, searching behind plants, beneath logs, and among the rocks until he found all his friends. By the end of the adventure, Timmy was so proud that he discovered everyone's hiding place.


Everyone celebrated their fun day with lots of laughter and smiles on their tiny faces. And from that day forward, they continued having many more adventures together in their cozy little pond.



1. Choose the correct option:
He ___ a book.
a) read
b) reads
2. Fill in the blank:
Anna and Tom ___ playing outside.
a) is
b) are
3. Choose the correct word order:
a) playing Mary is park the in
b) Mary is playing in the park
4. Complete the sentence:
There ___ two dogs in the park.
a) is
b) are
5. Choose the correct past tense verb:
I ___ my homework yesterday.
a) do
b) did



TEACHER FOCUS



Prof. Stephen W. Bradeley BSc (Hons)

Steve has been teaching for over 30 years. We specialises in all levels from beginners to advanced students, business English and IELTS preparation. He can be contacted using the email and web address below.

Whatsapp: +44 7497784789
steve.bradeley@hotmail.co.uk
<https://oxford-institute-education.com/>



CONTINUED

When Steve isn't riding his bike he is playing his guitar. He is the first to admit though, that he isn't very good.




In the past he used to keep himself very fit. Today he has to settle for a gentle walk after having a serious fall in the kitchen while in Sao Paulo, Brazil



He has also completed many 10Ks and marathons over the years.



Whatsapp: +44 7497784789
steve.bradeley@hotmail.co.uk
<https://oxford-institute-education.com/>



QUIZ TEST YOURSELF

You can find your answers on page 20

Here are 5 advanced multiple choice grammar questions:

1. Choose the correct form of the verb to complete the sentence:
Tomorrow, she ____ to the doctor's office.
a) will be going
b) shall go
c) will have gone
d) would go
2. Identify the correct use of the subjunctive mood in the following sentence:
If I ____ more time, I would help with your project.
a) had
b) have
c) has
d) having
3. Which of these sentences correctly uses a gerund?
a) She suggested going to the beach.
b) They worked quickly complete their assignment.
c) He enjoyed played with his dog at the park.
d) Sarah is looking forwarding to start her new job.
4. Choose the sentence that contains an error that creates a dangling modifier:
a) After rotting for three weeks, James finally threw out his old sneakers.
b) Although frustrated, Katherine chose not to raise her voice at her colleagues.
c) Gently brushing its coat, Martha felt happy petting her cat.
d) Excitedly opening up the present, Jack's surprise was worth waiting for.
5. In which sentence does the highlighted word function as an adverb?
a) Ava sings beautifully in the school choir.
b) Karen hid the deeply cherished book under her bed.
c) The teacher strongly emphasized the importance of reading carefully.
d) They were relieved by how quickly they finished their work.

Here are 23 advanced grammar questions:

1. Identify the correct sentence: a) My dog has a big bone. b) My dog have a big bone.
2. Choose the correct verb form: She always (drink/drinks) tea in the morning.
3. Which one is correct? a) Sam and Mary's car is blue. b) Sam's and Mary's car is blue.
4. Correct this sentence: Their going to the movies after dinner.
5. Select the correct preposition: Susan lives (in/on/above) a small town.
6. Fill in the blank with either 'who' or 'whom': The person ____ called should leave a message.
7. What is the difference between 'its' and 'it's'?
8. Choose the right possessive pronoun: That backpack is (hers/her).
9. Complete this sentence with either 'fewer' or 'less': John has ____ friends than Mike.
10. Decide which sentence requires a semicolon: a) She went grocery shopping then cooked dinner. b) She went to the store; she cooked dinner later.
11. Identify the objective pronoun in this sentence: Jane gave the book to him.
12. When do we use 'effect' and when do we use 'affect'?
13. Spot the correct word order in these sentences: a) I need to call my mom back later. b) I need my mom to call back later.
14. Correct this sentence (there may be more than one possible solution): Me and him studied together at university.
15. Which one is the correct contraction? a) You'll going to love this movie! b) You're going to love this movie!
16. What would be an appropriate question tag for this statement? Sarah can swim, ____?
17. Identify the appropriate comparative adjective: Ellie is ____ (good/better/best) at math than Sophie.
18. Correct the punctuation in this sentence: Sue's friends car is in the parking lot.
19. The letters 'ough' in 'bough', 'through', 'rough', and 'cough' are pronounced differently. Identify the pronunciation patterns of each.
20. Identify the correctly spelled word: a) accommodation b) accomodation
21. Fill in the blank with either 'few' or 'a few': ____ people showed up to the party last night.
22. What is the difference between 'farther' and 'further'?
23. Complete this sentence with either 'since' or 'for': I have been living here ____ 2005.

Let's Write

with our teacher Fiona

Write a short paragraph about your recent experiences learning English. In your paragraph, include at least 3 examples of the present perfect tense using both regular and irregular verbs. For instance, you can talk about the skills you have improved, new vocabulary you have learned, and any challenges you have faced.

Write a short story about a person who has recently moved to a new city and started a new job. Detail their experiences as they get accustomed to the new environment. Make sure to include 3 examples of the present perfect tense and a blend of regular and irregular verbs.

Use the blank page on the following page.



Write Here



Handwriting practice lines consisting of 20 horizontal lines.

Regular and irregular verbs list

Regular Verbs

1. accept - accepted
2. achieve - achieved
3. add - added
4. admire - admired
5. advise - advised
6. agree - agreed
7. allow - allowed
8. amuse - amused
9. announce - announced
10. annoy - annoyed
11. answer - answered
12. arrange - arranged
13. ask - asked
14. bake - baked
15. behave - behaved
16. belong - belonged
17. brush - brushed
18. call - called
19. care - cared
20. carry - carried
21. clean - cleaned
22. close - closed
23. compare - compared
24. connect - connected
25. consider - considered
26. continue - continued
27. cook - cooked
28. count - counted
29. cover - covered
30. create - created
31. cross - crossed
32. decide - decided
33. describe - described
34. design - designed
35. discover - discovered
36. dress - dressed
37. drop - dropped
38. encourage - encouraged
39. enjoy - enjoyed
40. enter - entered
41. examine - examined
42. expect - expected
43. explain - explained
44. finish - finished
45. follow - followed
46. guess - guessed
47. happen - happened
48. help - helped
49. hope - hoped
50. identify - identified
51. imagine - imagined
52. inspect - inspected
53. invite - invited
54. judge - judged
55. jump - jumped
56. knock - knocked
57. laugh - laughed
58. learn - learned
59. listen - listened
60. locate - located

Irregular Verbs

1. be - was/were
2. begin - began
3. bend - bent
4. bet - bet
5. bind - bound
6. bite - bit
7. bleed - bled
8. blow - blew
9. break - broke
10. bring - brought
11. build - built
12. buy - bought
13. catch - caught
14. choose - chose
15. come - came
16. cost - cost
17. cut - cut
18. deal - dealt
19. dig - dug
20. do - did
21. draw - drew
22. drink - drank
23. drive - drove
24. eat - ate
25. fall - fell
26. feed - fed
27. feel - felt
28. fight - fought
29. find - found
30. fit - fit
31. flee - fled
32. fling - flung
33. fly - flew
34. forbid - forbade
35. forget - forgot
36. forgive - forgave
37. freeze - froze
38. get - got
39. give - gave
40. go - went
41. grind - ground
42. grow - grew
43. hang - hung
44. hang - hung
45. have - had
46. hear - heard
47. hide - hid
48. hold - held
49. hurt - hurt
50. keep - kept
51. kneel - knelt /kneeled
52. know - knew
53. lay - laid
54. lead - led
55. lean - leant/leaned
56. leap - leapt/leaped
57. learn - learnt/learned
58. leave - left
59. lend - lent
60. let - let

QUIZ ANSWERS

Page 16 answers

1. a) will be going
 2. a) had
 3. a) She suggested going to the beach.
 4. d) Excitedly opening up the present, Jack's surprise was worth waiting for.
 5. a) Ava sings beautifully in the school choir.
-
1. a) My dog has a big bone.
 2. She always drinks tea in the morning.
 3. a) Sam and Mary's car is blue.
 4. They're going to the movies after dinner.
 5. Susan lives in a small town.
 6. The person who called should leave a message.
 7. 'Its' is a possessive pronoun, while 'it's' is a contraction of 'it is' or 'it has'.
 8. That backpack is hers.
 9. John has fewer friends than Mike.
 10. b) She went to the store; she cooked dinner later.
 11. 'Him' is the objective pronoun in the sentence.
 12. We use 'effect' as a noun, referring to a result or consequence; we use 'affect' as a verb referring to causing change or influencing something.
 13. a) I need to call my mom back later.
 14. He and I studied together at university.
 15. b) You're going to love this movie!
 16. Sarah can swim, can't she?
 17. Ellie is better at math than Sophie.
 18. Sue's friend's car is in the parking lot.
 19. 'bough': /baʊ/, 'through': /θru:/, 'rough': /rʌf/, and 'cough': /kɒf/.
 20. a) accommodation
 21. A few people showed up to the party last night.
 22. 'Farther' refers to physical distance, while 'further' refers to an extension or development of time, degree, or quantity.
 23. I have been living here since 2005.

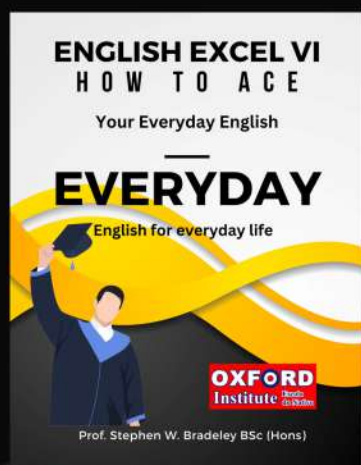
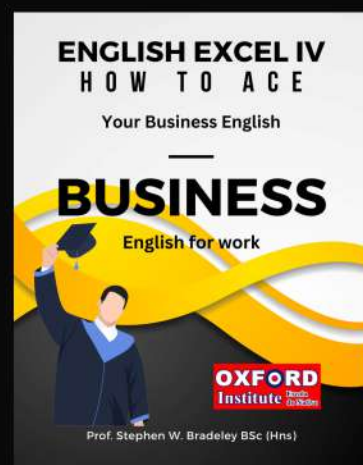
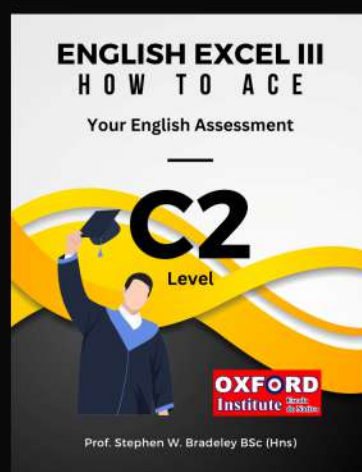
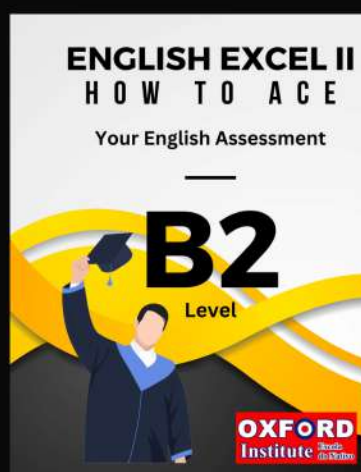
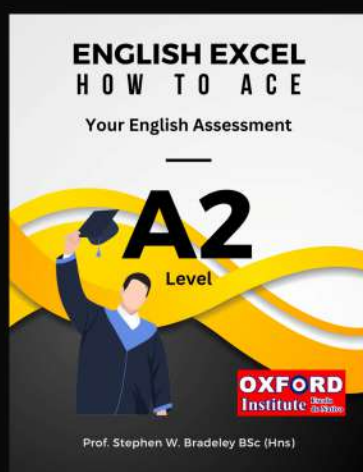
Book Corner

Helping you to succeed

BOOK OF THE MONTH

This month's book of the month is a series of books from Amazon.com called ENGLISH EXCEL. There are six books in the series and are aimed at all levels of students. They include: Every Day English, English for Travel, English for Business, English A2, English B2 and English C2. You can find the books using the link below.

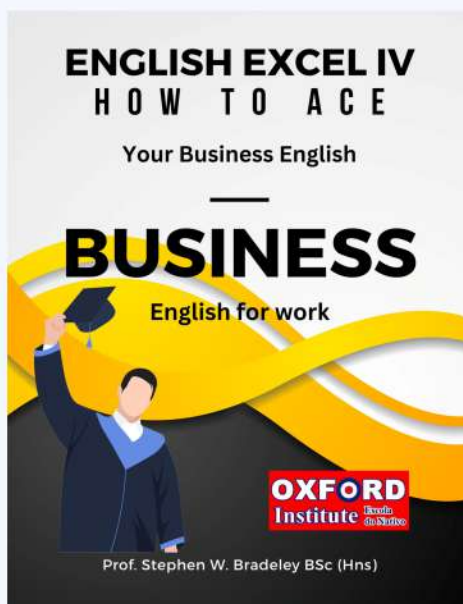
<https://www.amazon.com/dp/B0CDLWW9BN>





BUSINESS ENGLISH

This month we are looking
at leadership qualities in
English business.



<https://www.amazon.com/dp/B0CDDDD49QN>



- Can you identify the present perfect progressive tenses used in this article? Read through the article and underline any of the above mentioned grammar.
- -
 -
 -

Leadership Qualities in business English

Introduction:

Over the years, the business world has been witnessing constant growth and evolution. Successful companies and organizations have shared a common factor: exceptional leaders who possess exceptional leadership qualities. It is well-known that unswerving leaders with admirable traits have been driving their teams to triumph, even under adverse circumstances. In this essay, we will be focusing on the essential leadership qualities that have been shaping successful businesses.

1. Communication Skills

Good communication has always been at the heart of successful ventures. Effective leaders recognize the importance of strong communication skills and invest time in mastering them. By simplifying their message and establishing clear goals for their teams, they have been fostering an environment in which individuals can better understand their roles, tasks, and responsibilities.

2. Visionary Thinking

Successful business leaders have demonstrated the ability to visualize the future and create a strategic road map for transforming their visions into reality. They have been inspiring and motivating others by sharing these visions, creating a sense of purpose that goes beyond financial gains.

3. Empathy and Emotional Intelligence

Great business leaders have shown a high level of emotional intelligence and empathy towards their teams. They have been effectively dealing with internal conflicts, balancing personal feelings with professional responsibilities, and connecting with employees on an emotional level to create a harmonious work environment.

4. Resilience and Adaptability

The business landscape has been relentlessly changing, presenting unprecedented challenges along the way. Leaders who possess resilience and adaptability skills have managed to navigate these rough waters successfully, demonstrating an ability to maintain composure under pressure and pivot strategies when necessary.



- After reading the article and identifying the present perfect progressive tenses answer the following questions below.
-
-
-

Leadership Qualities in business English

5. Decisiveness and Risk-taking

Leading a business requires bold decisions and calculated risks. Astute leaders have exhibited courage in making tough decisions while weighing potential benefits against hazards. Their willingness to take risks has opened doors to additional opportunities, leading them through successful transformations.

6. Continuous Learning and Development

The best leaders have been continuously learning and growing in their roles, embracing change, and seeking feedback from their peers. They understand that personal growth plays a crucial part in their success and consistently strive to stay up-to-date with industry trends.

Conclusion:

To navigate the volatile waters of the business world, leaders must equip themselves with a diverse range of skills and traits. In this essay, we have identified some key leadership qualities that have been shaping successful businesses, including communication skills, visionary thinking, empathy, resilience, adaptability, decisiveness, risk-taking, and continuous learning. It is these qualities that set apart exceptional leaders in today's competitive business realm and pave the way for lasting success.

1. What does the present perfect progressive tense indicate?
 - a) A completed action in the past
 - b) An ongoing action in the present
 - c) An ongoing action that began in the past and continues in the present
 - d) A future action
2. Which auxiliary verb is used to form the present perfect progressive tense?
 - a) has been
 - b) have been
 - c) both "has been" and "have been" depending on the subject
 - d) will be
3. Choose the correct form of the present perfect progressive tense for the verb "work":
She ____ at this company for five years.
 - a) working
 - b) has worked
 - c) have been working
 - d) has been working
4. Which time expression is commonly used to indicate duration with present perfect progressive?
 - a) since
 - b) for
 - c) either "since" or "for"
 - d) neither "since" nor "for"
5. Identify the correct negative form of "He has been studying English."
 - a) He hadn't studied English.
 - b) He hasn't study English.
 - c) He has not been studying English.
 - d) He haven't been studying English.

LET'S COOK ENGLISH




Cooking Traditional English

This month we are going to take a close look at the traditional English breakfast.

An army marches on its stomach!

So let's start the day as we mean to go on With bacon, sausage, baked beans, eggs, hash browns, tomatoes, toast and of course fried bread. Yes it will set you back a truck load of calories. But come on, who cares.



<https://www.amazon.com/dp/B0C87SMK33>

OXFORD
Institute Escola do Nativo

LET'S COOK ENGLISH

RECIPE



So, let's cook

Ingredients:

2 sausages, 4 rashers of bacon, 2 slices of black pudding, 2 medium eggs, 1 large tomato, halved, 1 cup of sliced mushrooms, 2 slices of bread, 1 can of baked beans.

Instructions:

1. Preheat a large frying pan or griddle on medium heat.
2. Cook the sausages for 10 to 12 minutes, turning them frequently until they are browned and cooked through.
3. While the sausages cook, add the bacon to the pan and cook for about 4 to 5 minutes on each side or until crispy.
4. Add the black pudding to the pan and cook for about 3 minutes on each side until heated through and slightly crisp.
5. Once done, remove the sausages, bacon, and black pudding from the pan and set them aside on a warm plate.
6. In the same pan, crack the eggs and fry them sunny-side up for about 3 minutes or until the whites are set but yolks remain runny.
7. Remove the eggs from the pan and set aside with other cooked items.
8. Add a touch more oil to the pan if needed, then place halved tomatoes in it cut-side down along with sliced mushrooms. Cook for about 3 minutes or until both have softened and browned slightly.
9. Place bread slices directly onto your oven rack at low heat or pop them in a toaster until lightly golden brown.
10. Heat baked beans in a small saucepan over medium-low heat just until heated through (approximately 3-4 minutes), stirring occasionally.

Serve everything on a plate: Sausage, bacon, black pudding, fried egg, tomato, mushrooms, toast, and a side of baked beans. Enjoy your traditional English breakfast!



What's Next?

- Focus on Cambridge
- Let's write in English
- Story of the month
- Grammar tip two
- Introduction to reading
- Grammar Quiz