

# O.R.E.O



Opinion

Graphic


Organizers

with transition words!


For grades 2-4



Free  
Sample!



# Directions for Use



Thank you again for downloading this resource! Please make sure to leave feedback so I can work on improving my resources.

This resource contains two versions of the same graphic organizer which is on the O.R.E.O structure often used in opinion/persuasive writing. Included also are accompanying transition words lists. Pages 1-2 is a version aimed for the lower grades, as it only requires students to supply reasons for their opinion.

In alignment with common core standards, pages 3-4 are designed for upper grades, as it also requires students to supply examples/details for those reasons.

## To use as a digital resource:

This resource is originally designed to be used as a google classroom assignment. In order to have it google classroom ready:

1. Select the slides you would like to be used in the assignment (hold ctrl to select multiple slides)
2. Go to file > make a copy > selected slides
3. Name it and assign it through google classroom. Students will only be able to type where it says "type here".

## To use as a paper resource:

To print these graphic organizers for students to write on, simply delete the text boxes or where it says "type here" and print as normal.

If you enjoy this free download, please look for a full version with more differentiation options coming soon!



# O.R.E.O Opinion Graphic Organizer



I can write a piece which introduces a topic, states an opinion, gives reasons with linking words and a conclusion.

Introduction

|   |  |
|---|--|
| <u>Topic Sentence</u><br>Introduce your topic and hook your reader. |  |
| <b>O</b><br>Opinion<br>(state your opinion)                         |  |

Middle

|                         |  |
|-------------------------|--|
| <b>RE</b><br>1st Reason |  |
| <b>RE</b><br>2nd Reason |  |
| <b>RE</b><br>3rd Reason |  |

Conclusion

|  |  |
|--|--|
| <b>O</b><br>Opinion<br>(restated with feeling) |  |
|--|--|

# O.R.E.O Opinion Writing Transition Words

To introduce and state your opinion

O

I feel... I prefer...  
I think... In my opinion...  
I believe... The best thing about...

To give reasons

R

First of all... Lastly...

One reason is... Secondly...




E

Also... Another reason is...

To conclude your opinion and restate it in a different way

O

In conclusion... As I have said...  
That's why I believe...  
Now you can see... Again, my opinion is...





# O.R.E.O Opinion Graphic Organizer



I can write a piece which introduces a topic, states an opinion, gives reasons with linking words and a conclusion.

Introduction

|  |  |
|--|--|
| <p><u>Topic Sentence</u>-<br/>Introduce your topic and hook your reader.</p> |  |
| <p><b>O</b><br/>Opinion<br/>(state your opinion)</p>                         |  |

Middle

|   |                  |
|---|------------------|
| <p><b>RE</b><br/>1st Reason &amp;<br/>Example</p> | <p>R:<br/>E:</p> |
| <p><b>RE</b><br/>2nd Reason &amp;<br/>Example</p> | <p>R:<br/>E:</p> |
| <p><b>RE</b><br/>3rd Reason &amp;<br/>Example</p> | <p>R:<br/>E:</p> |

Conclusion

|   |  |
|---|--|
| <p><b>O</b><br/>Opinion<br/>(restated with feeling)</p> |  |
|---|--|

# O.R.E.O Opinion Writing Transition Words

To introduce and state your opinion

**O**

I feel... I prefer...  
I think... In my opinion...  
I believe... The best thing about...

To give reasons and information

**R**

First of all... Another reason is...  
Lastly... Also...  
One reason is... Secondly...

To give details and examples

**E**

An example is... For example...  
An example of this is... One day...  
One time...

To conclude your opinion and restate it in a different way

**O**

In conclusion... Now you can see... As I have said...  
That's why I believe... Again, my opinion is...



# Terms of Use

Thank you for your purchase! By purchasing this resource, you are agreeing that the contents are the property of Sara Paine and licensed to you only for classroom/personal use as a single user. I retain the copyright, and reserve all rights to this product.

## YOU MAY:

- Use items (free and purchased) for your own classroom students, or your own personal use.
- Reference this product in blog posts, at seminars, professional development workshops, or other such venues PROVIDED there is both credit given to myself as the author and a link back to my TPT store is included in your post/presentation.
- Distribute and make copies of free items only to other teachers PROVIDED there is credit given to Sara Paine and a link back to my TPT store.

## YOU MAY NOT:

- Claim this work as your own, alter the files in any way, or remove/attempt to remove the copyright/watermarks.
- Sell the files or combine them into another unit for sale/free.
- Post this document for sale/free elsewhere on the internet (this includes Google Doc links on blogs).
- Make copies of purchased items to share with others is strictly forbidden and is a violation of the Terms of Use, along with copyright law.
- Obtain this product through any of the channels listed above.

Thank you for abiding by universally accepted codes of professional ethics while using this product.

If you encounter an issue with your file, notice an error, or are in any way experiencing a problem, please contact me and I will be more than happy to help sort it out!

Thank you,  
Sara Paine

# Clipart Credit



DobiBee Designs - Dobrija  
Bailey

<https://www.teacherspayteachers.com/Store/Dobibee-Designs-Dobrija-Bailey>