

Oxford Institute

Inglês para crianças

 **Sao Paulo: (11) 9 8524 9321**






Say hello to the Smith family



Mr Smith



Mrs Smith

Steve Smith



Tara Smith



Bob



Cindy

Say: Hi Bob

Say: Hi Cindy

Say: Hi Tara

LESSON 1



Am I

Yes, you're

Are you

Yes, I'm

Is he Steve?
Yes, he's Steve

He's Steve



Is she Tara?
Yes, she's Tara

She's Tara



He is

She is

He's


Steve

She's


Tara

Pen

Pencil



What's this?



Pencil

It's a pencil.

What's this?

What is?

Book

It is

a

It's



Chair



Pen

This

Room

Window



Door

Floor



Light

Ceiling

Picture

Wall

Table


Sofa

Clock



What's this? It's a

What's this?



What's this?

It' a book



What's this?

It' a box



What's this?

It' a cat



What's this?

It' a clock



What's this?

It' a dog

Is this?

Yes, it's a



Is this a dog

Yes, it's a dog



Is this a box

Yes, it's a box



Is this a pen

Yes, it's a pen



Is this a window

Yes, it's a window



DOOR

What's this?


It' a door



LIGHT

What's this?

It' a light



FLOOR

What's this?

It' a floor



WINDOW

What's this?

It' a window



TABLE

What's this?

It' a table

What's this?



What's this?

It' a ceiling



What's this?

It' a room



What's this?

It' a wall



What's this?

It' a man



What's this?

It' a woman


Is he?

Is she?



Is he a man?

Yes, he's a man



Is she a woman?

Yes, she's a woman.



Is he a boy?

Yes, he's a boy.



Is she a girl?

Yes, she's a girl.

Is this?



Is this a dog

Yes, it's a dog



Is this a box

Yes, it's a box



Is this a pen

Yes, it's a pen



Is this a window

Yes, it's a window

Note to the teacher and student.

Lesson one should take two hours of tuition to complete or four thirty minute lessons.

Each lesson should follow the system below.



The system

Each lesson is covered three times



A lesson

Follow this system

1st lesson
Do new lesson



Read new lesson

2nd lesson

Read and review previous lesson

Do new lesson



3rd lesson

Read and review previous lesson

Do new lesson

