

# Vocabulary


Write the base form of the verb below each image.



1



2



3




4



5




6



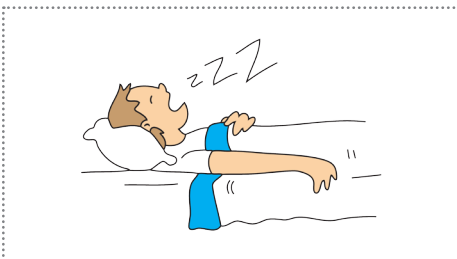
7



8



9



10



11



12

# Target Structure


Using today's target structure, write one question and one answer for each image below.



(he)

Q: *What is he doing?* \_\_\_\_\_


A: *He is sleeping.* \_\_\_\_\_



(she)

Q: \_\_\_\_\_


A: \_\_\_\_\_



(you)

Q: \_\_\_\_\_


A: \_\_\_\_\_



(we)

Q: \_\_\_\_\_

A: \_\_\_\_\_



(they)

Q: \_\_\_\_\_

A: \_\_\_\_\_



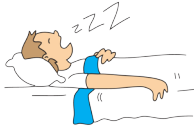





(Jimmy)

Q: \_\_\_\_\_

A: \_\_\_\_\_

## Work in Pairs – Partner A

Find out what everyone is doing. Ask your partner about the missing information. After you've finished, draw the action in each box. Draw yourself in the "me" box. What are you doing?

<b>Stu</b>	<b>Jon</b> 	<b>Anna</b>	<b>Chuck</b> 	<b>Tomoko</b>	<b>Jen</b> 
<b>Jess</b> 	<b>Max</b>	<b>Lou</b> 	<b>Kim</b>	<b>Bill</b> 	<b>Me</b>

## Now Work Alone

After you've finished the pair work above, answer the questions below using complete sentences.

1. What is Anna doing?

---

2. What is Jess doing?

---

3. \_\_\_\_\_ Kim \_\_\_\_\_ ?

---

4. What \_\_\_\_\_ Max and Lou \_\_\_\_\_ ?

---

5. Is Tomoko sleeping?






---

6. What are you doing?

---

## Work in Pairs – Partner B

Find out what everyone is doing. Ask your partner about the missing information. After you've finished, draw the action in each box. Draw yourself in the "me" box. What are you doing?

<b>Stu</b> 	<b>Jon</b>	<b>Anna</b> 	<b>Chuck</b>	<b>Tomoko</b> 	<b>Jen</b>
<b>Jess</b>	<b>Max</b> 	<b>Lou</b>	<b>Kim</b> 	<b>Bill</b>	<b>Me</b>

## Now Work Alone

After you've finished the pair work above, answer the questions below using complete sentences.

1. What is Anna doing?

---

2. What is Jess doing?

---

3. \_\_\_\_\_ Kim \_\_\_\_\_ ?

---

4. What \_\_\_\_\_ Max and Lou \_\_\_\_\_ ?

---

5. Is Tomoko sleeping?

---

6. What are you doing?

---

# Listening

Listen to your teacher describe what these people are doing.  
Draw a line from their names to the correct verbs.



Ali



Meg



Tom



Sara



Jim



Sue

eating breakfast

writing a letter

playing the guitar













drinking juice

reading a book

singing a song

# Board Game

Use a coin to move around the board. Heads moves one square and tails moves two. When you land on a square, say what the person is doing.

Start →		→ Miss a turn →		→ 
	← 	← Go back 3 spaces ←		← Go forward 3 spaces ←
↓ 	→ Go again →	→ 	→ 	→ 
THE END! ←	← Miss a turn ←	← 	← Go back 3 spaces ←	← 

# Review and Fun

## A. Change the Verb

Change each verb from the simple present to the present progressive form.

- |          |                    |           |       |
|----------|--------------------|-----------|-------|
| 1. sleep | <u>be sleeping</u> | 6. dance  | _____ |
| 2. write | _____              | 7. listen | _____ |
| 3. draw  | _____              | 8. watch  | _____ |
| 4. drink | _____              | 9. sing   | _____ |
| 5. eat   | _____              | 10. do    | _____ |

## B. Complete the Sentences

Fill in the blanks with the correct form of "be."

- |                                  |                                  |
|----------------------------------|----------------------------------|
| 1. I _____ watching TV.          | 4. She _____ playing the guitar. |
| 2. You _____ listening to music. | 5. They _____ dancing.           |
| 3. He _____ drawing.             | 6. We _____ eating.              |

## C. Word Search

Find 7 verbs from today's lesson in the puzzle.

```

e   t   a   h   j   m   l
w   a   t   c   h   f   i
h   u   t   o   o   i   s
i   d   r   i   n   k   t
u   f   r   p   h   j   e
e   p   l   a   y   k   n
d   s   m   f   w   u   p
u   d   a   n   c   e   j
  
```