

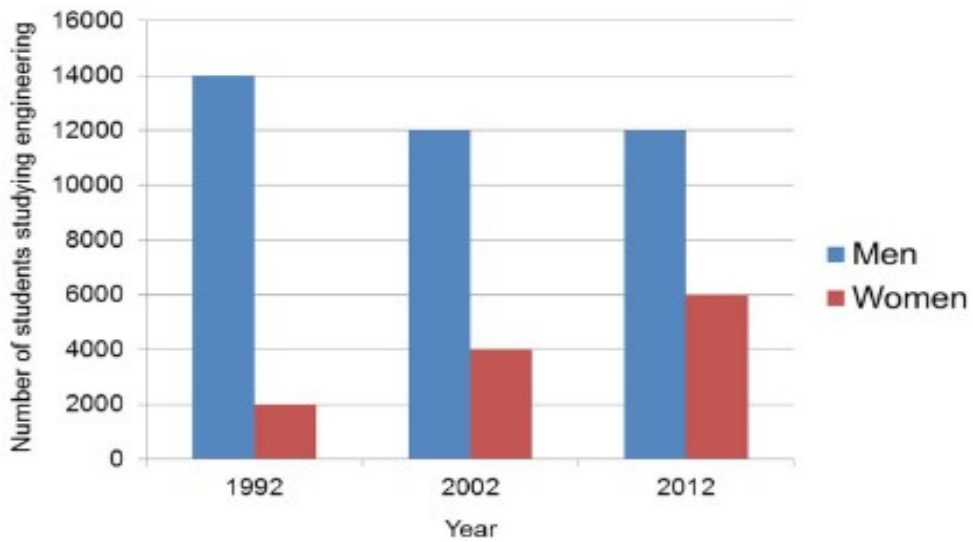


INTERMEDIATE WRITING EXERCISES FOR IELTS.

Exam question

The bar chart below shows the number of men and women studying engineering at Australian universities.

Summarise the information in the chart by selecting and reporting the main features. Make comparisons where relevant.



The bar chart illustrates the number of men and women studying engineering at Australian universities between the years 1992 and 2012 at 10-year intervals.

It can be seen that the number of male students fell slightly from 14,000 in 1992 to 12,000 in 2002, and then remained level through the following decade. The number of female students is relatively low, starting at 2,000 in 1992. However, while the number of men decreased, the number of women increased.

Female students grew steadily by 2,000 each decade. This led to a rise in the total number of engineering students from 16,000 to 18,000 in this period.

Men continue to make up the majority of students. However, the proportion of female students increased sharply in this period. In 1992 there was one woman to every seven men, but by 2012 this had narrowed to one woman to every two men.

Overall, we can see a clear upward trend in the number of female engineering students in Australian universities, while the number of male students seems to have levelled off.

Top Tips for writing


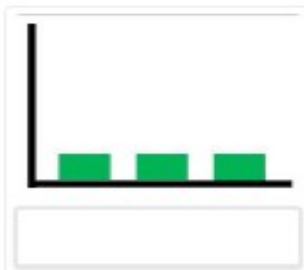
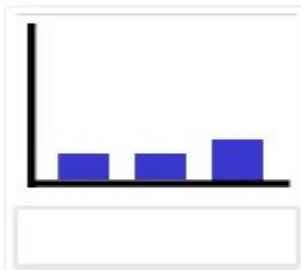
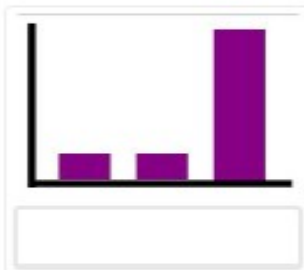
1. Start by identifying the key features of the chart.

2. **Writing about a bar chart**
Match the descriptions and the bar charts.

3.

4.

a sharp fall a slight rise no change a slight fall a sharp rise a steady fall
a steady rise



Writing about a bar chart

Are the sentences true or false?

The bar chart shows the different numbers of male and female engineering students in three separate years.

True False

The number of male students rose at first.

True False

The number of male students stayed the same between the second two years.

True False

The number of female students went up constantly.

True False

The number of women rose constantly until there were as many women as men.

True False